

HD Video Surveillance, IP Networks & Integrated Systems One Place has them all !

- 16 years of Innovation and Quality
- Zero Defect Campaign
- Full Line-up of HD/IP with its own technology
- Value added Analog solution

Until the time all mankind comes to safe and peaceful,
Visionhitech's technical innovation will be continued.

VISION

HD CCTV Camera



Key features

- Uncompressed high quality HD Video ; No Packet loss and compression delay
- HD : 720p(50/60fps), Full HD : 1080p(25/30fps)
- Digitally transmitted HDTV signal
- Standard HD-SDI video interface
- HD : SMPTE 292M / Full HD : SMPTE 424M
- HD Video Transmission up to 100M with RG59 coaxial cable
- Repeater for 100M Extension
- Plug-and-Play resolution upgrade for regular CCTV with coaxial cable
- Diverse Video Output : CVBS(Composite), S-Video, YPbPr

Night Vision camera



VN7XHD 720p(50/60fps)
VN7XFHD 1080p(25/30fps)

- 12x Motorized MegaPixel Lens
- 50M IR Beam Distance
- True DNICR
- DNR (Digital Noise Reduction)
- Privacy masking
- RS-485 Interface
- Cable managed bracket
- IP 67 Weatherproof
- 12VDC

SuperDome camera



VDA110HD-DN 720p(50/60fps)
VDA110FHD-DN 1080p(25/30fps)

- 3.5-16mm(HD) MegaPixel Lens
- True DNICR
- DNR (Digital Noise Reduction)
- Privacy masking
- RS-485 Interface
- Tool-free 3-Axis
- IP 66 Weatherproof
- 12VDC



VDA110HD-IR 720p(50/60fps)
VDA110FHD-IR 1080p(25/30fps)

- 3.5-16mm(HD) MegaPixel Lens
- 30M IR Beam Distance
- True DNICR
- DNR(Digital Noise Reduction)
- Privacy masking
- RS-485 Interface
- Tool-free 3-Axis
- IP 66 Weatherproof
- 12VDC

Box camera



VC58HD 720p(50/60fps)
VC58FHD 1080p(25/30fps)

- True DNICR
- DNR(Digital Noise Reduction)
- Privacy masking
- RS-485 Interface
- 12VDC

HD DVR

Key features

- Full HD(1080i/p), HD(720p) Live Video & Recording
- Hybrid system for HD and Analog camera
- 4 CH HD only
- 8 CH HD only
- 4CH HD + 4CH Analog
- 4CH HD + 8CH Analog
- 4CH HD + 16CH Analog
- 4CH HD + 32CH Analog
- 8CH HD + 8CH Analog
- SMPTE 292M/ 424M Standard
- Max. 8HD cameras of 1080p and/or 720p
- Remote support
- H.264 SVC Codec
- Real-time Recording & Playback
- HD : 720p 30fps, each channel
- Full HD : 1080p 18fps, each channel
- Support diverse schedule recording ; Continuous, Motion Detection, Sensor triggered
- 2-way Audio, Live Audio support
- Concurrent 4 Channel Recording and Playback
- Convenient data backup ; Concurrent backup, Schedule backup, etc.
- Web-based RMS(Remote Management Software) inclusion
- Diverse video outputs for diverse application (VGA, HDMI)
- Mobile application compatible to iPhone & Android

HD DVR System & Accessories


Video Capture Board & Accessories




4 CH/8CH2 x 4CH
HD Capture Board



4CH



8CH/16CH/32CH



Control Board
(Sensor/Relay/PTZ)

Analog Capture Board

DVR System



4 CH HD only
8 CH HD only
4CH HD + 4CH Analog
4CH HD + 8CH Analog
4CH HD + 16CH Analog
4CH HD + 32CH Analog
8CH HD + 8CH Analog



HD-SDI Receiver
(SDI to HDMI/VGA/Composite)



HD-SDI Repeater(12)
(Distributor & Repeater)



HD-SDI Multiplexer

IP Camera



Key features

- Video Compression : H.264, MJPEG
- Resolution & Frame rate
Full HD(1920 x 1080) : H.264 - 15fps/Full HD, MJPEG - 15 fps/VGA
HD(1280 x 720) : H.264 - 30fps/HD, MJPEG - 15fps/VGA
D1(720x480/720x586) : H.264 - 30/25fps/D1, MJPEG - 30/25fps/D1
- Multi Streaming : H.264 + MJPEG
- Two-way Audio : Codec G.711
- Image : Privacy mask, Day & Night, Auto WB & Exposure, Effect
- Network
Security : User access, HTTPS Encryption
Protocol : HTTP, HTTPS, FTP, SMTP, UPnP, DNS, DDNS, NTP
RTSP, RTP, TCP, UDP, ICMP, DHCP
- Event Detection : Motion, Alarm In, User from web viewer
- Notification : FTP, E-mail, CMS
- PoE Support
- Auxiliary : Firmware upgrade / SD Card Slot, Wireless (VC58SMi), RS-485

Super Night Vision



VN7XSM3i
3MP/Full HD

VN7XSMi
1.3MP/HD, 12x Motorized

VN7XSi
D1, 2.8-12mm, 5-50mm

- 50M IR Beam Distance
- True DNI(CR)
- DNR(Digital Noise Reduction)
- Digital zoom & Privacy masking
- 10/100 Base-T(RJ-45)
- Tool-Free 3-Axis
- Cable managed bracket
- IP 67 Weatherproof • 12VDC/PoE

Super Dome camera



VDA110SM3i
3MP/Full HD

VDA110SMi
1.3MP/HD, 3.6-16mm

VDA110Si
D1, 2.8-12mm

- True DNI(CR)
- DNR(Digital Noise Reduction)
- Digital zoom & Privacy masking
- 10/100 Base-T(RJ-45)
- Tool-Free 3-Axis
- IP 66 Weatherproof
- 12VDC/PoE



VDA110SM3i-IR
3MP/Full HD

VDA110SMi-IR
1.3MP/HD, 3.6-16mm

VDA110Si-IR
D1, 2.8-12mm

- 30M IR Beam Distance
- True DNI(CR)
- DNR(Digital Noise Reduction)
- Digital zoom & Privacy masking
- 10/100 Base-T(RJ-45)
- Tool-Free 3-Axis
- IP 66 Weatherproof • 12VDC/PoE

Indoor Dome camera



VD101SM3i
3MP/Full HD

VD101SMi
1.3MP/HD, 3.6-16mm

VD101Si
D1, 2.8-12mm

- True DNI(CR)
- DNR(Digital Noise Reduction)
- Digital zoom & Privacy masking
- 3-Axis
- 12VDC



VD101SM3i-IR
3MP/Full HD

VD101SMi-IR
1.3MP/HD, 3.6-16mm

VD101Si-IR
D1, 2.8-12mm

- 30M IR Beam Distance
- True DNI(CR)
- DNR(Digital Noise Reduction)
- Digital zoom & Privacy masking
- 3-Axis
- 12VDC

Box camera



VC58SM3i 3MP/Full HD
VC58SMi 1.3MP/HD
VC58Si D1

- 50M IR Beam Distance
- True DNI(CR)
- DNR(Digital Noise Reduction)
- Digital zoom & Privacy masking
- Duplex Two-way Audio
- 10/100 Base-T(RJ-45)
- SD Card Slot
- 12VDC/PoE
- **Wireless Option**
VC58SM-W
(IEEE 802.11 b/g/n)

Speed Dome camera



Indoor



Outdoor

VPD270i-I D1, Optical 27x, Digital 12x, Indoor
VPD270i-O D1, Optical 27x Digital 12x, Outdoor
VPD330i-I D1, Optical 33x, Digital 12x, WDR, Indoor
VPD330i-O D1, Optical 33x, Digital 12x, WDR, Outdoor
VPD370i-I D1, Optical 37x, Digital 12x, WDR, Indoor
VPD370i-O D1, Optical 37x, Digital 12x, WDR, Outdoor

- Min. Illumination : 0.4Lux(Color, Sens-up off), 0.02Lux(B/W)
- True DNI(CR)
- DNR(Digital Noise Reduction)
- Sens-up
- Pan/Tilt angle : Pan 360° (500°/sec), Tilt -4° ~ 184° (500°/sec)
- 128 Presets & a various automatic surveillance
- Intelligent & Precise mechanism
- Sensor Input(x4)/ Output(x2)
- RS-485 Interface(Pelco D/P Protocol)
- 24VAC

- [Outdoor option]**
- Fan/Heater
 - IP 66 Weatherproof

VPD101i
D1, WDR
Optical 12x, Digital 12x
Surface/Flush mount compatible

- 1/4" Sony Double Scan CCD
- Optical 12x, Digital 12x
- True DNI(CR)
- DNR(Digital Noise Reduction)
- Pan/Tilt angle
Pan 360° (400°/sec.)
Tilt 0° ~ 90° (400°/sec.)
- 128 Presets & a various automatic surveillance
- Intelligent & Precise mechanism
- Sensor Input(x4)
- RS-485 Interface(Pelco D/P Protocol)
- Surface/Flush mount compatible
- IP 66 Weatherproof
- 12VDC
- Fan/Heater-Option
VPD101HT

Network Video Server



NVS102

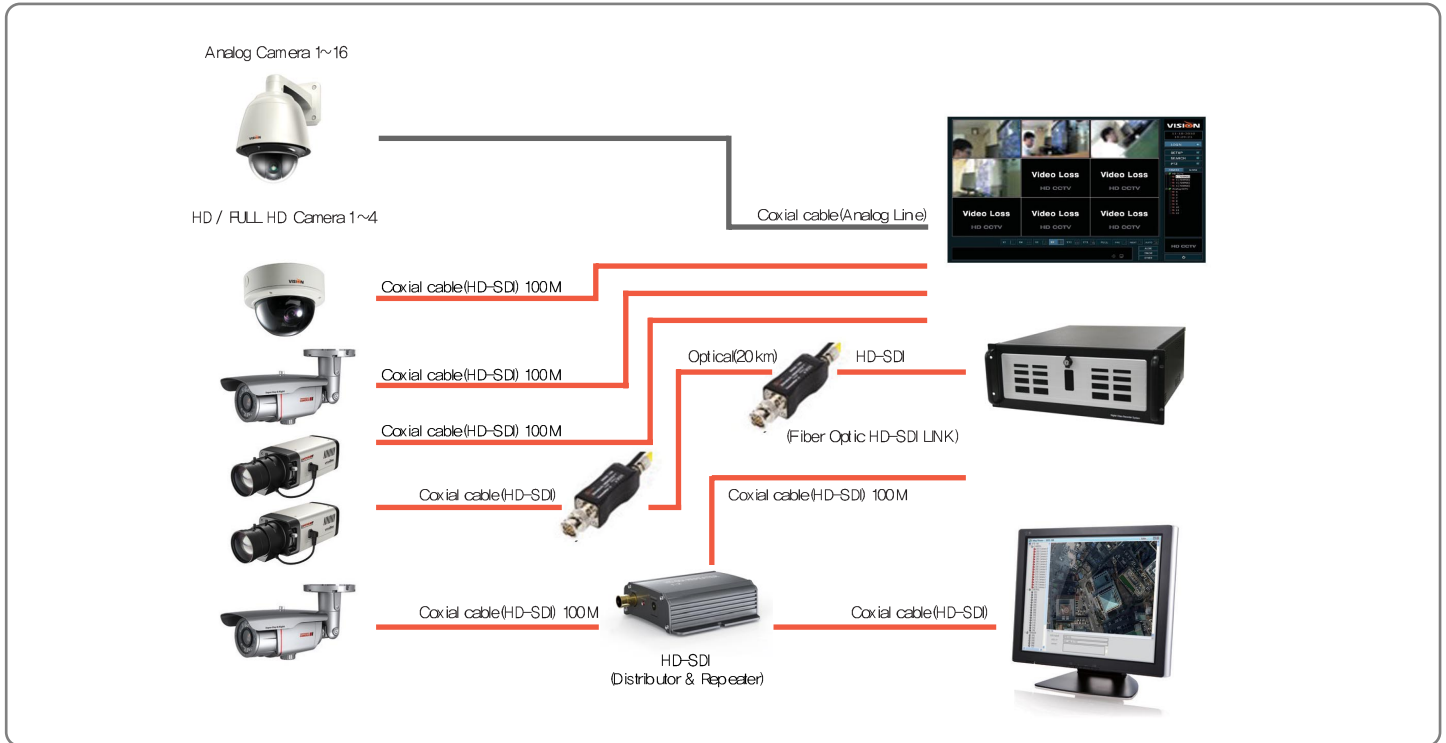
- Dual Streaming : H.264 and M-JPEG
- 30 fps/ D1
- Pre- and post-alarm image/video buffering
- Event-triggered FTP and email transfer
- Full Duplex Two-Way Audio Support
- Support PTZ control (Pelco-D/P)
- Digital PTZ
- SD/SDHC Card Slot
- 1 Port analog video loop-out port
- I/O port support
- Supports CBR and VBR mode
- PoE : IEEE 8023
- 50 user connections simultaneously
- HTTPS supported
(Hyper Text Transfer Protocol Secured)
- Integrated E-Mail, FTP, DDNS and DHCP client
- Extensive CGI/API
- Web CMS and NVR software up to 16 CH

Software NVR

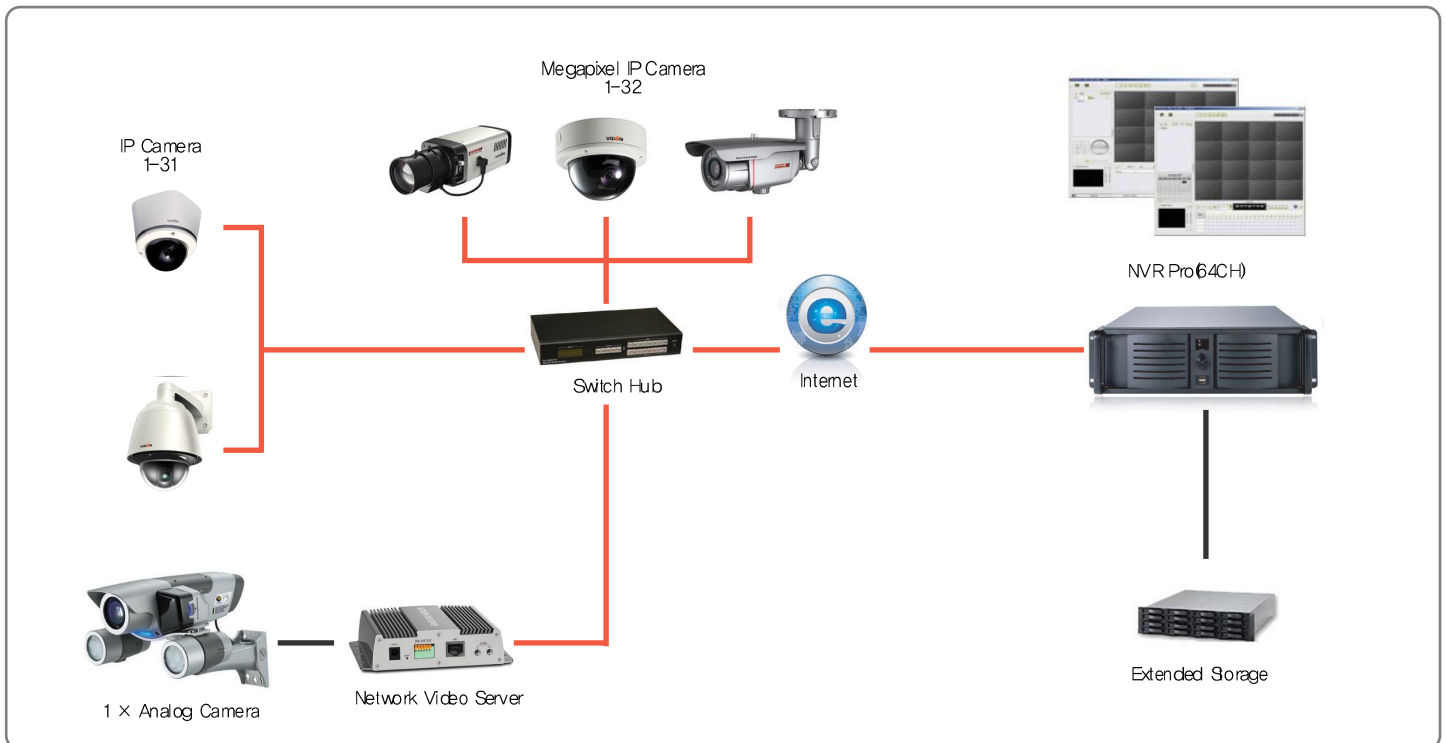
Key features

- Up to 64 Channels display & Recording simultaneously
- Up to 16 Channel Playback simultaneously
- Event monitoring and Alarm notification
- Support E-map Application
- Remote Search
- Multi-monitor support
- On screen PTZ control
- Two way audio communication
- Easy Installation
- Connection to Streaming Server (Relay)
- Digital zoom support
- Automatic reconnection after abnormal termination
- JPEG stream support
- Support of Multi languages
- Working with Video Server
- Export AVI backup
- E-mail and FTP transfer of snapshot image
- Image Cropping & Recording
- Dual Streaming support
- Megapixel camera support
- Display image maps with camera icons on it
- Display pop-up video manually or by events
- Event handling : various actions on events including pop-up video display, highlighting the camera icon, and sound effect

HD CCTV System Diagram



IP System Diagram



Visionhitech Co., Ltd.
 Vision Bldg., 150-3, Simgok-Dong, Wonmi-Ku,
 Buchon-City, Kyunggi-Do, Korea
 Tel : 82 32 668 3112
 Fax : 82 32 668 3113
 Email : vht@visionhitech.co.kr vht@chol.com
 URL : www.visionhitech.co.kr

Distributed by

WideLux

Analog

Key features

- 1/3" Sony Super HAD CCD II
- Real Wide Dynamic(WDR)
- 600TVL(D)/650TVL(N)
- Super Low Light Performance with Single Scan CCD
- 2D/3D DNR(Digital Noise Reduction)
- Sens-up(Off/ x2 ~ x512)
- Motion Detection(8 zones)
- Privacy Masking(8 zones)
- Digital Zoom(Off, x1 ~ x8.3)
- DIS(Digital Image Stabilizer)
- Highlight Eclipse
- RS-485 Interface(Pelco-D Protocol)
- OSD Control key(Optional)
- Multi-Lingual OSD(English, German, French, Russian, Spanish)
- Intelligent IR Image Compensation

Super Night Vision Outdoor camera



VN80S-VFA

- 70M IR Beam Distance
- 4-9mm/9-22mm/5-50mm
- True DNICR
- External Focus Adj.
- Cable managed bracket
- IP 67 Weatherproof
- 12VDC, 12VDC/24VAC



VN7011 S-VFA

- 50M IR Beam Distance
- 2.8-12mm/5-50mm
- True DNICR
- External Focus Adj.
- Cable managed bracket
- IP 67 Weatherproof
- 12VDC, 12VDC/24VAC



VN60S-VFIR

- 20M IR Beam Distance
- 4-9mm/9-22mm
- True DNICR
- External Focus Adj.
- IP 67 Weatherproof
- 12VDC



VN55S

- 30M IR Beam Distance
- 2.9mm/3.6mm/4.3mm/6mm/8mm
- Digital DN
- IP 67 Weatherproof
- 12VDC



VB60S-VF

- 4-9mm/9-22mm
- True DNICR
- External Focus Adj.
- IP 67 Weatherproof
- 12VDC

SuperDome camera



VDA110S-VFADN

- 2.8-12mm/7.5-50mm
- True DNICR
- Separatable camera set
- Extra video out
- Tool-free 3-Axis
- IP 66 Weatherproof
- 12VDC, 12VDC/24VAC



VDA110S-VFAIR

- 30m IR Beam Distance
- 2.8-12mm
- True DNICR
- Separatable camera set
- Extra video out
- Tool-free 3-Axis
- IP 66 Weatherproof
- 12VDC, 12VDC/24VAC



VDA140S-VFA12DN

- 3.3-12mm
- True DNICR
- Extra video out
- Tool-free all directional mount
- IP 66 Weatherproof
- Surface/Flush mount compatible
- 12VDC/24VAC



VDA140S-VFA12R

- 20M IR Beam Distance
- 3.3-12mm
- True DNICR
- Extra video out
- Tool-free all directional mount
- IP 66 Weatherproof
- Surface/Flush mount compatible
- 12VDC/24VAC



VD70S-36IR

- 15M IR Beam Distance
- 3.6mm
- [Lens option] 2.9/4.3/6/8mm
- All directional mount
- IP 66 Weatherproof
- 12VDC



VD70S-S29

- 2.45/2.9/3.6/4.3/6mm
- Tool-free all directional mount
- IP 66 Weatherproof
- Surface mount
- 12VDC



VD70S-F29

- 2.45/2.9/3.6/4.3/6mm
- Tool-free all directional mount
- IP 66 Weatherproof
- Flush mount
- 12VDC

Ultra Slim Dome camera



VDS120S-VFA12DN

- 3.3-12mm
- True DNICR
- Extra video out
- Tool-free 3-Axis
- 12VDC/24VAC



VDA111S-VFA12DN

- 3.3-12mm
- True DNICR
- Extra video out
- Tool-free 3-Axis
- IP 66 Weatherproof
- 12VDC/24VAC



VD101S-VFA12DN

- 2.8-12mm, True DNICR
- Lens option(Digital DN) 2.9/3.6/4.3/6/8mm
- Extra video out
- 3-Axis
- 12VDC, 12VDC/24VAC



VD101S-VFA12IR

- 30M IR Beam Distance
- 2.8-12mm, True DNICR
- Lens option(Digital DN) 2.9/3.6/4.3/6/8mm
- Extra video out
- 3-Axis
- 12VDC, 12VDC/24VAC



VC58S

- True DNICR
- 12VDC, 12VDC/24VAC



VC56S

- Digital DN
- 12VDC, 12VDC/24VAC



VC34S

- Digital DN
- 12VDC

Indoor Dome camera

Bullet camera



VB30S-HVF

- 3.5-16mm/F12
- Digital DN
- External Focus Adj.
- IP 67 Weatherproof
- 12VDC



VB21S

- Digital DN
- 12VDC
- Model optional
- VB21S-H36 3.6mm / Sunshield(Clip on type)
- VB21S-F36 3.6mm / Sunshield(Screw on type)
- IP 67 Weatherproof
- [Lens option] 4.3/6/8/12/16mm
- VB21S-B36 3.6mm, Indoor
- [Lens option] 2.45/2.9/4.3/6/8/12/16mm
- VB21S-P37P 3.7mm Peak pinhole
- [Lens option] 2.8mm/5.0mm
- VB21S-P37C 3.7mm Core pinhole
- [Lens option] 2.8mm/5.0mm



VS27S

- Digital DN
- IP 67 Weatherproof
- 12VDC
- Model optional
- VS27S-W36 3.6mm
- [Lens option] 2.9/4.3/6/8/12/16mm
- VS27S-F36 3.6mm, Sunshield
- [Lens option] 4.3/6/8/12/16mm

Miniature camera



VQ33S

- Digital DN
- 12VDC
- Model optional
- VQ33S-W36 3.6mm IP 66 Weatherproof
- [Lens option] 2.9/4.3/6/8/12/16mm
- VQ33S-VFA 2.8-12mm DC Iris
- [Lens option] 5-50mm DC Iris
- VQ33S-B36 3.6mm, Indoor
- [Lens option] 2.45/2.9/6/8/12/16mm
- VQ33S-P37P 3.7mm Peak Pinhole
- [Lens option] 2.8mm/5.0mm

Board camera



VM32S/ VM38S/ VM42S

- Digital DN
- 12VDC
- Model optional
- VM32S 32x32mm
- VM38S 38x38mm
- VM42S 42x42mm
- Lens option
- Board : 2.45/2.9/3.6/4.3/6/8/12/16mm
- Pinhole : 2.8/3.7/5.0mm Peak type
- 2.8/3.7/5.0mm Cone type
- 2.8/3.7/5.0mm Flat type
- Varietal : 2.8-12mm/5-50mm

Effio-E

Analog

Key features

- 1/3" Sony 960H Ex-view HAD CCD
- 650TVL(D)/700TVL(N)
- New Color Signal Processing for High Color Reproduction
- 2D DNR(Digital Noise Reduction)
- ATR(Adaptive Tone-curve Reproduction)
- Diverse White Balance (ATW, Push, User 1/2, Anti CR, Manual)
- Highlight Compensation
- Dynamic and Static White Blemish Compensation
- Privacy Mosaic
- RS-485 Interface(Pelco-D Protocol) - Option
- OSD Control key(Optional)
- Multi-Lingual OSD(English, German, French, Russian, Portuguese, Spanish, Japanese)
- Intelligent IR Image Compensation

Family Designed Night Vision Outdoor camera

**VN7XE-H**

- 50M IR Beam Distance
- 2.8-12mm/5-50mm
- True DN(ICR)
- [Lens option] Digital DN 3.6/4.3/6/8mm
- External Focus Adjustment
- Cable managed bracket
- IP 67 Weatherproof
- RS-485 Interface
- 12VDC, 12VDC/24VAC
- Heater option VN7XE-H+H

**VN6XE-H**

- 20M IR Beam Distance
- 2.8-12mm
- True DN(ICR)
- [Lens option] Digital DN 3.6/4.3/6/8mm
- External Focus Adjustment
- Cable managed bracket
- IP 67 Weatherproof
- RS-485 Interface
- 12VDC, 12VDC/24VAC
- Heater option VN6XE-H+H

**VN5XE-H**

- 15M IR Beam Distance
- 2.9/3.6/4.3/6/8mm
- Digital DN
- Cable managed bracket
- IP 67 Weatherproof
- 12VDC

**VN7011EH-VFA**

- 50M IR Beam Distance
- 2.8-12mm/5-50mm
- True DN(ICR)
- External Focus Adjustment
- Cable managed bracket
- IP 67 Weatherproof
- RS-485 Interface
- 12VDC, 12VDC/24VAC

**VN60EH-VFIR**

- 20M IR Beam Distance
- 4-9mm/9-22mm
- True DN(ICR)
- External Focus Adjustment
- IP 67 Weatherproof
- 12VDC

**VN55EH**

- 30M IR Beam Distance
- 2.9mm/3.6mm/4.3mm/6mm/8mm
- Digital DN
- IP 67 Weatherproof
- RS-485 Interface
- 12VDC

**VB60EH-VF**

- 4-9mm/9-22mm
- True DN(ICR)
- External Focus Adjustment
- IP 67 Weatherproof
- 12VDC

SuperDome camera

**VDA110EH-VFADN**

- 2.8-12mm/7.5-50mm
- True DN(ICR)
- Separable camera set
- Extra video out
- Tool-free 3-Axis
- IP 66 Weatherproof
- RS-485 Interface
- 12VDC, 12VDC/24VAC

**VDA110EH-VFAIR**

- 30m IR Beam Distance
- 2.8-12mm
- True DN(ICR)
- Separable camera set
- Extra video out
- Tool-free 3-Axis
- IP 66 Weatherproof
- RS-485 Interface
- 12VDC, 12VDC/24VAC

**VDA140EH-VFA12DN**

- 3.3-12mm
- True DN(ICR)
- Extra video out
- Tool-free all directional mount
- IP 66 Weatherproof
- Surface/Flush mount compatible
- 12VDC/24VAC

**VDA140EH-VFA12IR**

- 20M IR Beam Distance
- 3.3-12mm
- True DN(ICR)
- Extra video out
- Tool-free all directional mount
- IP 66 Weatherproof
- Surface/Flush mount compatible
- 12VDC/24VAC

**VDS120EH-VFA12DN**

- 3.3-12mm
- True DN(ICR)
- Extra video out
- Tool-free 3-Axis
- RS-485 Interface
- 12VDC/24VAC

**VDA11EH-VFA12DN**

- 3.3-12mm
- True DN(ICR)
- Extra video out
- Tool-free 3-Axis
- IP 66 Weatherproof
- RS-485 Interface
- 12VDC/24VAC

**VC56EH**

- Digital DN
- RS-485 Interface
- 12VDC, 12VDC/24VAC

**VC58EH**

- True DN(ICR)
- RS-485 Interface
- 12VDC, 12VDC/24VAC

Indoor Dome camera

**VD101EH-VFA12DN**

- 2.8-12mm, True DN(ICR)
- Lens option(Digital DN) 2.9/3.6/4.3/6/8mm
- Extra video out
- 3-Axis
- RS-485 Interface
- 12VDC, 12VDC/24VAC

**VD101EH-VFA12IR**

- 30M IR Beam Distance
- 2.8-12mm, True DN(ICR)
- Lens option(Digital DN) 2.9/3.6/4.3/6/8mm
- Extra video out
- 3-Axis
- RS-485 Interface
- 12VDC, 12VDC/24VAC

**VD95EH-B36**

- 3.6mm, Digital DN
- Lens option 2.9/4.3/6/8mm
- Model Optional VD95EH-VFA 4-9mm Digital DN
- RS-485 Interface
- 12VDC

**VD95EH-B36IR**

- 20M IR Beam Distance
- 3.6mm, Digital DN
- [Lens option] 2.9/4.3/6/8mm
- RS-485 Interface
- 12VDC

**VD70EH-36IR**

- 15M IR Beam Distance
- 3.6mm
- [Lens option] 2.9/4.3/6/8mm
- All directional mount
- IP 66 Weatherproof
- 12VDC

**VD70EH-S29**

- 2.45/2.9/3.6/4.3/6mm
- Tool-free all directional mount
- IP 66 Weatherproof
- Surface mount
- 12VDC

**VD70EH-F29**

- 2.45/2.9/3.6/4.3/6mm
- Tool-free all directional mount
- IP 66 Weatherproof
- Flush mount
- 12VDC

Bullet camera

**VB30EH-VF**

- 3.5-16mm/F12
- Digital DN
- External Focus Adj.
- IP 67 Weatherproof
- 12VDC

**VB21EH**

- Digital DN
- 12VDC
- Model optional
- VB21EH+H36 3.6mm Sunshield(Clip on type)
- VB21EH+R36 3.6mm Sunshield(Screw on type)
- IP 67 Weatherproof
- [Lens option] 4.3/6/8/12/16mm
- VB21EH+B36 3.6mm, Indoor
- [Lens option] 2.45/2.9/4.3/6/8/12/16mm
- VB21EH+P37P 3.7mm Peak pinhole
- VB21EH+P37C 3.7mm Core pinhole
- [Lens option] 2.8mm/5.0mm

**VS27EH**

- Digital DN
- IP 67 Weatherproof
- 12VDC
- Model optional
- VS27EH+W36 3.6mm
- [Lens option] 2.9/4.3/6/8/12/16mm
- VS27EH+R36 Sunshield
- [Lens option] 4.3/6/8/12/16mm

**VQ33EH**

- Digital DN
- 12VDC
- Model optional
- VQ33EH+W36 3.6mm, IP 66 Weatherproof
- [Lens option] 2.9/4.3/6/8/12/16mm
- VQ33EH-VFA 2.8-12mm DC Iris
- [Lens option] 5-50mm DC Iris
- VQ33EH+B36 3.6mm, Indoor
- [Lens option] 2.45/2.9/6/8/12/16mm
- VQ33EH+P37P 3.7mm Peak Pinhole
- [Lens option] 2.8mm/5.0mm

**VM32EH / VM38EH / VM42EH**

- Digital DN
- 12VDC
- Model optional
- VM32EH 32x32mm
- VM38EH 38x38mm
- VM42EH 42x42mm
- Lens option
- Board: 2.45/2.9/3.6/4.3/6/8/12/16mm
- Pinhole: 2.8/3.7/5.0mm Peak type
- 2.8/3.7/5.0mm Core type
- Flat type
- Vertical: 2.8-12mm/5-50mm

Effio Real WDR

Analog

Super Night Vision camera

SuperDome camera

Box camera

Key features

- 1/3" Sony 960H Double Scan CCD
- 650TVL(D)/ 700TVL(N)
- 2D/3D DNR(Digital Noise Reduction)
- Real WDR(Wide Dynamic Range)
- Motion Detection
- Face Detection up to 4 People
- Privacy Masking
- Digital Zoom (x1.5 ~ x3)
- DSS(Digital Slow Shutter)
- RS-485 Interface(Pelco-D Protocol)

**VA102E-VL60**

- 120M IR Beam Distance
- Fan/Heater - Option
- VA102E-VL60HT

**VA102E-VL60W**

- 100M Visible Range (IR + White LED)
- White LED activation when Motion or Face is detected
- Fan/Heater - Option
- VA102E-VL60WHT

**VA102E**

- 70M IR Beam Distance
- Fan/Heater - Option
- VA102EHT

- 7.5-50mm CS-Mount Lens/F1.3
- Extra video out
- Cable managed bracket
- 24VDC/1.9A Power Adaptor Inclusion

- True DNI(ICI)
- IP 66 Weatherproof
- Intelligent IR Image Compensation

**VDA110E-VFADN**

- 3.3-12mm/ 7.5-50mm
- True DNI(ICI)
- Separable camera set
- Extra video out
- Tool-free 3-Axis
- IP 66 Weatherproof
- 12VDC, 12VDC/24VAC

**VDA110E-VFAIR**

- 30m IR Beam Distance
- 3.3-12mm
- True DNI(ICI)
- Separable camera set
- Extra video out
- Tool-free 3-Axis
- IP 66 Weatherproof
- 12VDC, 12VDC/24VAC

**VC57E**

- True DNI(ICI)
- Flange-back focus adjustment
- 12VDC, 12VDC/24VAC
- 230VAC

Seawolf

Analog

Key features

- 1/3" Pixim WDR Digital Image device
- Progressive Scan(50fps/60fps)
- 690 HTVL Effective
- 2D/3D DNR(Digital Noise Reduction)
- Min. Illumination of 0.1Lux(DSS off)
- DSS(Digital Slow Shutter)/ Max. x32
- Real WDR(Wide Dynamic Range)/ Max. 120dB
- Digital Zoom(x8/Pan, Tilt)
- Privacy Zone(6 zones)
- RS-485 Interface(Pelco-D Protocol)

Night Vision camera

Ultra Slim Dome camera

Mini Dome camera

Box camera

Miniature camera

**VN7XD88-VFA**

- 50M IR Beam Distance
- 2.8-12mm/5-50mm
- True DNI(ICI)
- External Focus Adj.
- Cable managed bracket
- IP 67 Weatherproof
- 12VDC, 12VDC/24VAC
- Heater option
- VN7XD88-HT

**VDS120D88-VFA12DN**

- 3.3-12mm
- True DNI(ICI)
- Extra video out
- Tool-free 3-Axis
- 12VDC/24VAC

**VDA111D88-VFA12DN**

- 3.3-12mm
- True DNI(ICI)
- Extra video out
- Tool-free 3-Axis
- IP 66 Weatherproof
- 12VDC/24VAC

**VD70D88-S29**

- 2.45/2.9/3.6/4.3/6mm
- Tool-free all directional mount
- IP 66 Weatherproof
- Surface mount
- 12VDC

**VD70D88-F29**

- 2.45/2.9/3.6/4.3/6mm
- Tool-free all directional mount
- IP 66 Weatherproof
- Flush mount
- 12VDC

**VC57D88**

- True DNI(ICI)
- Flange-back focus adjustment
- 12VDC, 12VDC/24VAC

**VC58D88**

- True DNI(ICI)
- Flange-back focus adjustment
- 12VDC, 12VDC/24VAC

**VN32D88 / VM42D88**

- Digital DN
- 12VDC
- Model optional
- VN32D88: 32mm
- VM42D88: 42mm
- Lens option
- Bead : 2.45/2.9/3.6/4.3/6.9/12/16mm
- Rhds: 2.8/3.6/5.0mm Peak
- 2.8/3.6/5.0mm Core
- Varifocal : 2.8-12mm / 5-50mm

Special cameras

Analog

Super Night Vision camera

**VA372WD-VL60**

- Optical x37, Digital x12
- 120M IR Beam Distance
- Fan/Heater - Option
- VA372WD-VL60HT

**VA372WD**

- Optical x37, Digital x12
- 70M IR Beam Distance
- Fan/Heater - Option
- VA372WDHT

**VA332WD-VL60**

- Optical x33, Digital x12
- 120M IR Beam Distance
- Fan/Heater - Option
- VA332WD-VL60HT

**VA332WD**

- Optical x33, Digital x12
- 70M IR Beam Distance
- Fan/Heater - Option
- VA332WDHT

**VN73H-VL50W**

- 1/3" Sony Super HAD CCD II
- 560TVL(D)/600TVL(N)
- 40M Visible Range (IR + White LED)
- White LED activation when Motion is detected
- 4-9mm/9-22mm/5-50mm
- True DNI(ICI)
- Intelligent IR Image Compensation
- Cable managed bracket
- RS-485 Interface(Pelco-D Protocol)
- IP 67 Weatherproof
- 24VDC, 24VDC/24VAC
- 24VDC/1.9A Power Adaptor Inclusion

**VN80DZ-10**

- 1/4" Sony Super HAD CCD
- Optical x10, Digital x10
- 500TVL(D)/570TVL(N)
- 70M IR Beam Distance
- True DNI(ICI)
- Motion Detection
- Privacy Masking
- Sens-up(x2 ~ x128)
- Cable managed bracket
- RS-485 Interface(Pelco-D Protocol)
- IP 67 Weatherproof
- 24VDC/24VAC
- 24VDC/1.9A Power Adaptor Inclusion

- 1/4" Sony Double Scan CCD
- True DNI(ICI)
- DSS(Digital Image Stabilizer)
- Cable managed bracket

- Real WDR(Wide Dynamic Range)
- Motion Detection
- Extra video out
- IP 66 Weatherproof

- 550TVL(D) / 680TVL(N)
- Privacy masking(8 zones)
- RS-485 Interface(Pelco-D Protocol)
- 24VDC/1.9A Power Adaptor Inclusion

- 3D DNR(Digital Noise Reduction)
- Sens-up(x2 ~ x256)

License Plate Capture camera

Vehicle camera

All-in-One PIR camera

Auto Panning PIR camera

**VN70LP**

- 1/3" Sony BW Ex-view CCD
- 600TVL(BA)/ 580TVL(ICIR)
- Capture plates from vehicles moving up to 50Km
- Cable managed bracket
- IP 67 Weatherproof
- 24VDC/24VAC
- 24VDC/1.9A Power Adaptor Inclusion

[Model Optional]
 VN70LP-16 16mm lens, Up to 10m capture
 VN70LP-35 35mm lens, Up to 20m capture

**VR100CNH**

- 1/3" Super Sensitive CCD
- Digital DN
- 520TVL(D)/ 560TVL(N)
- 10M IR Beam Distance
- Mirror Image on/off selectable
- Front view, Inside view, Rear view, Side view(Let/Right) by Factory Default
- Camera angle adjustable(Max. 30 deg.)
- Vibration free
- IP 67 Weatherproof
- 12VDC To L 8VDC ~ 19VDC
- Audio with C-Mic/ Indoor
- VR100CNHA

**VPR50IR**

- 1/3" Sony Super HAD CCD II
- 500TVL(D)/ 540TVL(N)
- Digital DN
- 15M IR Visible Range(Mixed) at Nighttime
- No IR Reflection with separated glasses
- Detection Method: Passive Infrared
- Conversion Detection Area: Max. 15M/90° view
- Sensitivity: 0.3 ~ 1.5m/sec.
- Distance Speed: 2' at 0.5m/sec.
- Warm up period: Approx. 2 sec.
- Interior Design
- 12VDC

**VPD180S**

- 1/3" Sony Super HAD CCD II
- 600TVL(D)/ 660TVL(N)
- Real WDR(Wide Dynamic Range)
- Hi-Res video replaces up to 4 cameras
- 360 Full Image detector with no dead zone
- Quad Zone Logic
- PIR Detection range: 4 x Detector/H: 110°, V: 98°, 10M
- 2.8-12mm lens
- 2-way Audio
- Interior Design
- 12VDC

Speed Dome camera

Analog

27x, 33x, 37x

Mini Speed Dome



Indoor



Outdoor

- 550TVL(D)/ 680TVL(N)
- Min. Illumination : 0.4Lux(Color, Sens-up off), 0.02Lux(B/W)
- True DNI(CR)
- DNR(Digital Noise Reduction)
- Sens-up
- Pan/Tilt angle : Pan 360°(500°/sec), Tilt -4° ~ 184°(500°/sec)
- 128 Presets & a various automatic surveillance
- Intelligent & Precise mechanism
- Sensor Input(x4) / Output(x2)
- RS-485 Interface(Pelco D/P Protocol)
- 24V/AC

[Outdoor option]
 • Fan/Heater
 • IP 66 Weatherproof



VPD101WD

- 1/4" Sony Double Scan CCD
- Optical 12x, Digital 12x
- 600TVL(D)/ 700TVL(N)
- True DNI(CR)
- Real WDR(Wide Dynamic Range)
- DNR(Digital Noise Reduction)
- Pan/Tilt angle : Pan 360°(400°/sec)
Tilt 0° ~ 90°(400°/sec)
- 128 Presets & a various automatic surveillance
- Intelligent & Precise mechanism
- Sensor Input(x4)
- RS-485 Interface(Pelco D/P Protocol)
- Surface/Flush mount compatible
- IP 66 Weatherproof
- 12VDC/24VAC
- Fan/Heater - Option
- VPD101WDHT

- VPD270 - I 1/4" Sony Super HAD CCD, Optical 27x, Digital 12x, Indoor
 VPD270 - O 1/4" Sony Super HAD CCD, Optical 27x, Digital 12x, Outdoor
 VPD330WD - I 1/4" Sony Double Scan CCD, Optical 33x, Digital 12x, WDR, Indoor
 VPD330WD - O 1/4" Sony Double Scan CCD, Optical 33x, Digital 12x, WDR, Outdoor
 VPD370WD - I 1/4" Sony Double Scan CCD, Optical 37x, Digital 12x, WDR, Indoor
 VPD370WD - O 1/4" Sony Double Scan CCD, Optical 37x, Digital 12x, WDR, Outdoor

DVR

Economy

Image	Item Nr.	O/S	Video	Audio	HDD	Loop out	Spot out	Aut & Mirror Backup	Jog	DVD R/W	Resolution(H.264)	Event	Power
	VH024E	Embedded Linux	4CH, H.264/M-JPEG	1CH(Input) / 1CH(Output)	1 x Int. SATA	N.A	N.A	N.A	N.A	N.A	NTSC : 120ips@CIF, 120ips@HD1, 120ips@D1 PAL : 100ips@CIF, 100ips@HD1, 100ips@D1	1CH Alarm In & 1CH Alarm Out	DC 12V/3A
	VH0824E	Embedded Linux	8CH, H.264/M-JPEG	1CH(Input) / 1CH(Output)	1 x Int. SATA	N.A	N.A	N.A	N.A	N.A	NTSC : 240ips@HD1, 120ips@D1 PAL : 200ips@HD1, 100ips@D1	1CH Alarm In & 1CH Alarm Out	DC 12V/3A
	VH1648E	Embedded Linux	16CH, H.264/M-JPEG	1CH(Input) / 1CH(Output)	1 x Int. SATA	N.A	N.A	N.A	N.A	N.A	NTSC : 480ips@CIF, 240ips@HD1, 120ips@D1 PAL : 400ips@CIF, 200ips@HD1, 100ips@D1	1CH Alarm In & 1CH Alarm Out	DC 12V/3A

Special

Image	Item Nr.	O/S	Video	Audio	HDD	Loop out	Spot out	Aut & Mirror Backup	Jog	DVD R/W	Resolution(H.264)	Event	Power
	VH024M	Embedded Linux	4CH, H.264/M-JPEG	4CH(Input) / 1CH(Output)	2x Int. SATA	N.A	N.A	Yes	N.A	Yes	NTSC : 120ips@HD1, 120ips@D1 PAL : 100ips@HD1, 100ips@D1	4CH Alarm In & 4CH Alarm Out	DC 12V/5.83A
	VH0824M	Embedded Linux	8CH, H.264/M-JPEG	8CH(Input) / 1CH(Output)	2x Int. SATA	N.A	N.A	Yes	N.A	Yes	NTSC : 240ips@HD1, 120ips@D1 PAL : 200ips@HD1, 100ips@D1	8CH Alarm In & 4CH Alarm Out	DC 12V/5.83A
	VH1648M	Embedded Linux	16CH, H.264/M-JPEG	8CH(Input) / 1CH(Output)	2 x Int. SATA	N.A	N.A	Yes	N.A	Yes	NTSC : 480ips@CIF, 240ips@HD1, 120ips@D1 PAL : 400ips@CIF, 200ips@HD1, 100ips@D1	16CH Alarm In & 4CH Alarm Out	DC 12V/5.83A

Professional

Image	Item Nr.	O/S	Video	Audio	HDD	Loop out	Spot out	Aut & Mirror Backup	Jog	DVD R/W	Resolution(H.264)	Event	Power
	VH0824P	Embedded Linux	8CH, H.264/M-JPEG	8CH(Input) / 1CH(Output)	3x Int. SATA	Yes	Yes	Yes	Yes	Yes	NTSC : 240ips@HD1, 240ips@D1 PAL : 200ips@HD1, 200ips@D1	8CH Alarm In & 4CH Alarm Out	AC 100V ~ AC 240V
	VH1648P	Embedded Linux	16CH, H.264/M-JPEG	16CH(Input) / 1CH(Output)	3x Int. SATA	Yes	Yes	Yes	Yes	Yes	NTSC : 480ips@HD1, 240ips@D1 PAL : 400ips@HD1, 200ips@D1	16CH Alarm In & 4CH Alarm Out	AC 100V ~ AC 240V

WEB CMS

Web browser based web CMS(software) which is capable of delivering the high quality live video, remote search for recorded data, remote setup, and complete remote PTZ control including Tours, Presets, and Speed Control is the self-installing plug-in software to let you host live video & audio transmission from VH series DVR with built-in web server. You don't need to carry any type of software for real time monitoring from anywhere. WEB CMS is Internet explorer based client software, activated to remote access, either via Internet or via LAN/WAN.



CMS SMART

CMS SMART is a compact and professional monitoring server to manage multiple sites, which specially designed to monitor the event and live video with audio in one server. This platform offers precise live monitoring functions and event verification with alarm detection so it will bring the complete approach to the security and response to incidents. CMS SMART will be fully adapted to your work process, and delivers efficient work flow.

